

ANP240 Series

Class II QUAD LED Power Supply



Features and Applications:

- Four (4) Independent Class II Outputs
- Highly Efficient Switching-Mode Technology
- Active PFC (Power Factor Corrected)
- Built For Outdoor Wet/Damp or Indoor Dry Applications
- Silicone Encapsulated For Wet Locations (Use Water-Tight Fittings)
- Built-in EMI Filter For Low Noise
- Rugged & Splash proof Aluminum Extruded Case For Ingress Protection
- Over-Current and Over-Voltage Protection With Auto-Recovery
- Output Voltage Adjustable

All specifications are typical at nominal input, full load, at 25 °C unless otherwise stated.

Electrical Specs

INPUT

Input Voltage Range	90 - 264Vac
Rating Input Voltage Range	100 - 240Vac
Frequency	47 - 63Hz
Input Current	max. 3.0A @115Vac/60Hz, full load
Inrush Current	50A @230Vac, 25°C, cold start-up
Efficiency	≥85% @ full load, input 230Vac
Power Factor	>0.95 at full load 115Vac


OUTPUT

Output Voltage Adjustment Range	-20% ~ +10%
Leakage Current	2mA @110Vac, 4mA @230Vac
Low Ripple & Noise Voltage	< 1% V output
Over Voltage Protection	<130% nominal voltage
Short Circuit Protection	shutdown & auto recovery. see note
OTP Protection	105°C±5°C @ case
Hold-up time	25mS @ full load, 115Vac input
Start-up time	< 2 sec


General

Isolation Voltage	3000V AC
Switching Frequency	100K Hz
Weight	4.2 Kg (8.8lbs.) max.
Warranty Info	3 year
MTBF	100,000 Hours at 25° C

Environmental

Operating Temp	-30°C to +70°C full load
Storage Temp	-40°C to +85°C
Relative Humidity Enclosure	5% to 95% (non-Condensing) ingress-protected outside case per IP65
Cooling	Convection
RoHS	Compliant 

Safety

UL	UL1310(Wet), UL60950-1, UL879: Eighth Edition, 2007	
TUV	EN60950-1, IP65	
CE	CE	

EMC

Conducted Emissions	EN55022,FCC part 15 level B
Radiated Emissions	EN55022,FCC part 15 level B

Amperor Inc.
11320 Neeshaw Dr.,
Houston, TX 77065
1-281-807-3320
<http://www.amperor.com>

Amperor Europe Ltd.
30 Ballot Road
Irvine KA12 OHW Scotland U.K
44-(0)-1294-272400

Intertek Corp, an Amperor Company
4th, Fl, Far East World Centre
Hsin Tai Wu Road, Hsin-Chih, Taipei, Taiwan R.O.C
886-2-2698-2239

ANP240 Series

Class II QUAD LED Power Supply



Order Information

Table1: ANP240 Series Model Output Specifications(230V)

Model	Output Voltage	# of Channels	Voltage On board Potentiometer Adjustment Range	OCP Trip Point	Max Combined Current	Max Output Power Watts
ANP240-12P	+12V	4	-20/+10%	5.0A	20A	240W
ANP240-15P	+15V	4	-20/+10%	4.0A	16A	240W
ANP240-19P	+19V	4	-20/+10%	3.16A	12.63A	240W
ANP240-24P	+24V	4	-20/+10%	2.5A	10A	240W

Note:

Each individual DC output channel will automatically shut down and auto-recover after an over-current limit (OCP) Trip event . The other output channels will be unaffected by a single channel OCP trip event as long as the over current for the individual channel measures less than 2X the OCP limit during it's auto recover cycle . All other Outputs will be shut down and placed into auto recovery mode as soon as the over current of any individual channel exceeds the 2~3 X OCP limit.

Amperor Inc.
11320 Neeshaw Dr.,
Houston, TX 77065
1-281-807-3320
<http://www.amperor.com>

Amperor Europe Ltd.
30 Ballot Road
Irvine KA12 OHW Scotland U.K
44-(0)-1294-272400

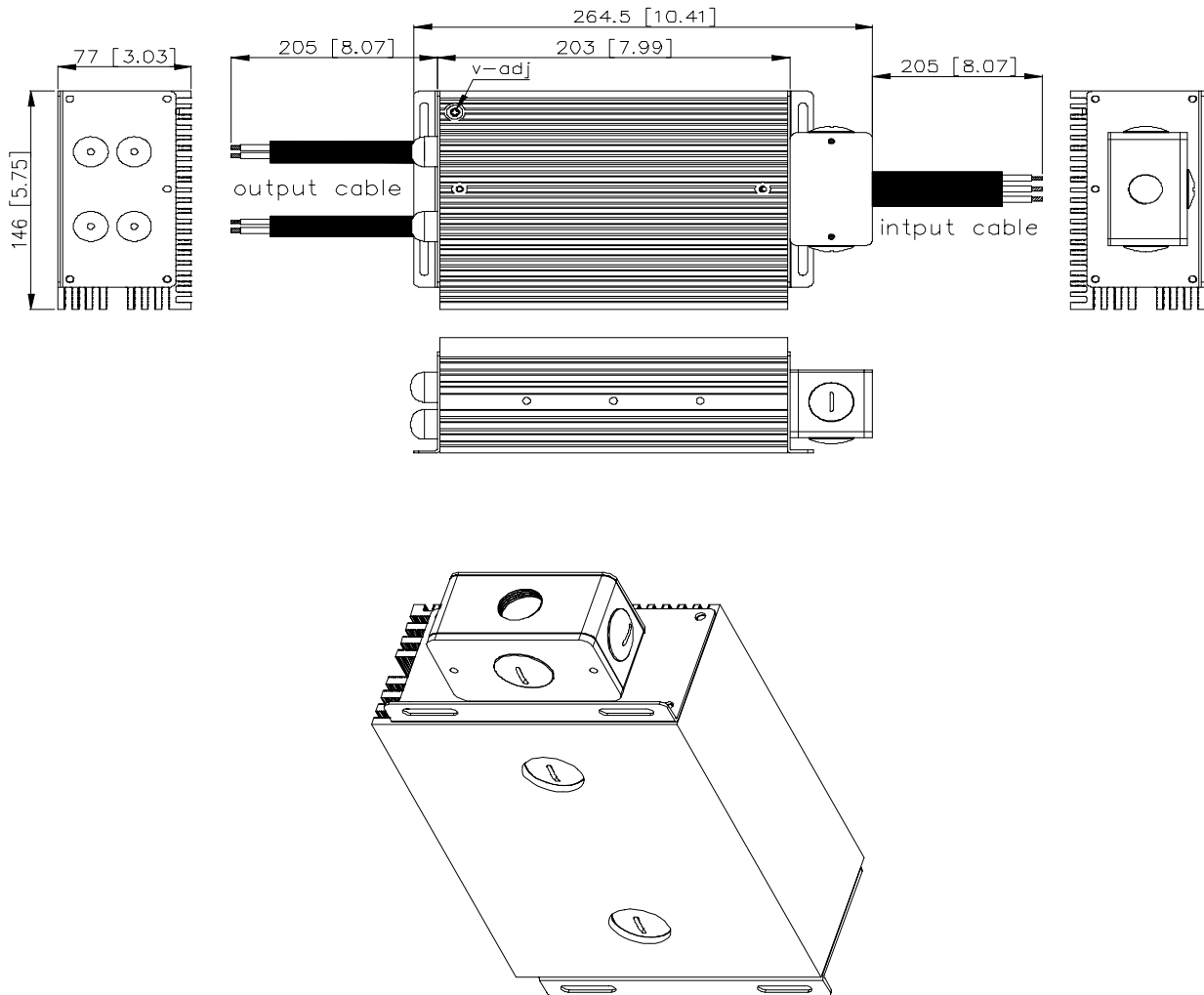
Intertek Corp, an Amperor Company
4th, Fl, Far East World Centre
Hsin Tai Wu Road, Hsin-Chih, Taipei, Taiwan R.O.C
886-2-2698-2239

ANP240 Series

Class II QUAD LED Power Supply



Mechanical Information



Note: All dimensions in mm(inches)

DataSheet @ Amperor, Inc. @ 2008

The information and specifications contained in this data sheet are believed to be accurate at time of publication. Specifications are subject to change without notice.

Rev: 03